



MOMENTUM JHARKHAND

The investment destination
GLOBAL INVESTORS' SUMMIT 2017
16 - 17 February, Ranchi



HEALTHCARE AND MEDICAL EDUCATION



झारखण्ड सरकार

Contents

- Advantage Jharkhand
- Healthcare in India
- Health Indicators
- Healthcare in Jharkhand
- PPP-Success stories in Jharkhand
- Opportunity Landscape in Jharkhand
- Policy Interventions

Advantage Jharkhand



- + Ranked 1st in Labor reforms and inspection related compliances in India^[1]
- + Endowed with 40% of India's mineral wealth. Leading producer of steel, coal, mica and copper in India (1st rank in coal, 2nd rank in Iron Ore, Apatite rock phosphate, Cobalt, Silver Ore and 3rd rank in Copper, Graphite)
- + Man days lost due to industrial strife lowest in India & Long history of industrial harmony^[2]
- + 1st in country to have SWAN under NeGP and CSC in rural areas^[3]
- + 10.5% GSDP^[4] growth rate - Second fastest in Eastern India^[5]
- + Ranked 5th Foreign Direct Investment (FDI) destination in India^[6]
- + Ranked 7th in 'Ease of Doing Business' in India with an evaluation score of 96.57%^[7]

[1] World Bank Report on Assessment of State Implementation of Business Reforms

[2] Indian Labour Journal -2015

[3] SWAN: State wide Area Network; CSC: Common Service Centers

[4] GSDP – Gross State Domestic Product

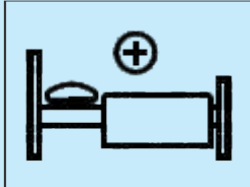
[5] CAGR during 2004-05 to 2014-15

[6] Source: FDI Intelligence Survey

[7] World Bank Report

Healthcare in India

INFRASTRUCTURE




0.9 Beds per 1,000 population

MATERNAL MORTALITY RATE



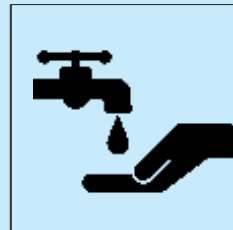
66% reduction in MMR between 1990-2015

DRINKING WATER




77% reduction in proportion of population with no access to drinking water between 1990-2012

SANITATION




22% reduction in proportion of population with no access to improved sanitation

LIFE EXPECTANCY



Life expectancy at birth is 65 years for males and 68 for females.

MORTALITY RATES



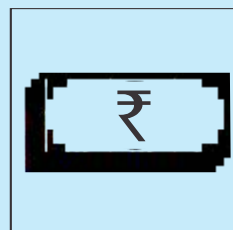
for communicable diseases is 253 and for non-communicable diseases is 682 per 1,00,000 population.

WORKFORCE DENSITY



7 physicians, 17.1 nurses and midwifery personnel, 5 pharmaceutical personnel per 10,000 population..

HEALTH EXPENDITURE



Government spends only 4.3% of its total expenditure on health which is 3.8% of GDP

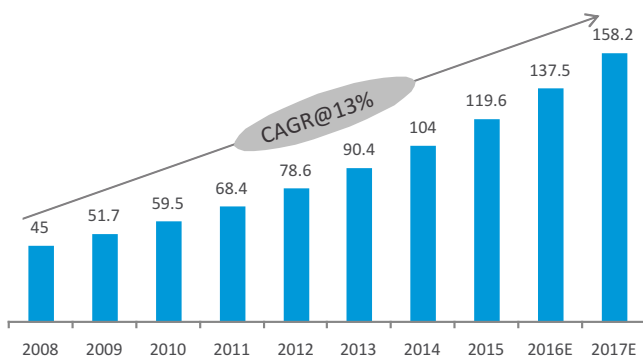
Source: World Health Statistics

Healthcare in India

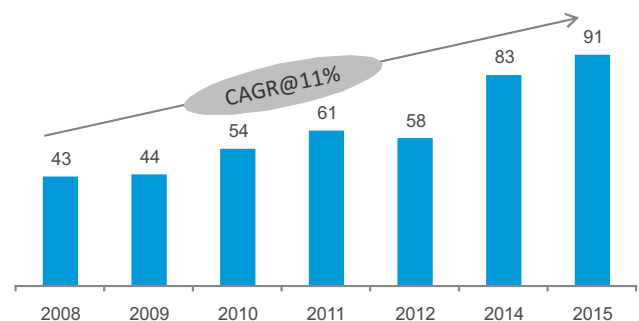
Healthcare Snapshot:

- + 30% Indians do not have access to primary healthcare facilities
- + 39 million Indians fall below the poverty line each year because of healthcare expenses
- + 70% of India's healthcare infrastructure is limited to the top 20 cities
- + 30% people in rural India do not visit hospitals fearing the expenses
- + India accounts for 21% of the global disease burden
- + India needs to add at least 6,50,000 beds by 2017, requiring a capital investment of 1,62,500 crore INR by 2017
- + Medicines constitute the highest share in consumer expenditure ~64% in public and 34% in private sector.
- + Rural India accounts for 70% communicable diseases and over 50% non-communicable diseases
- + Healthcare needs of 47% of rural India and 31% of urban India are financed by loans or sale of assets

Healthcare sector growth trend (USD billion)



Per Capita Healthcare Expenditure (USD)



Source: World Bank, LSI Financial Services,

Health Indicators

| Healthcare Indicators in India & Jharkhand | | | | | | |
|---|-------|----------------|-----------|-----------|----------------|-----------|
| Indicator | India | | | Jharkhand | | |
| | 2005 | Current Status | Goal 2017 | 2005 | Current Status | Goal 2017 |
| Maternal Mortality Ratio (MMR) per 100000 live birth | 254 | 167 | <100 | 312 | 208 | 178 |
| Infant Mortality Rate (IMR) per 1000 live birth | 58 | 40 | <25 | 51 | 34 | 32 |
| Total Fertility Rate (TFR) | 2.9 | 2.4 | <=2.1 | 2.7 | <=2.1 | 2.5 |
| Tuberculosis new smear positive annual case deduction rate (per1,00,000 population)/ success rate | 50/86 | 73/88 | 90/90 | 37/90 | 47/90 | 70/90 |
| Leprosy Prevalence Rate (per 10,000 population) | 1.30 | 0.69 | <1 | 2.68 | 0.90 | <1 |
| Annual Parasite Incidence (per 1,000 Population) | - | 0.86 | <1 | 6.84 | 2.88 | 1.8 |
| Annual Incidence of Kala-azar (per 10,000) population | - | - | <1 | 14.55 | 2.47 | <1 |

Source: World Bank, LSI Financial Services

Healthcare Sector in Jharkhand

State achievements in Healthcare betterment:

- In the last 10 years there has been significant improvement in important health indicators in Jharkhand such as sex ratio, infant mortality rate, under five mortality rate, full immunization, institutional and safe delivery which are now better than the national average.
- Jharkhand has a declining IMR^[1], MMR^[2], birth and death rate.

Targets

- Reduce MMR from 219(2011) to 100/100000 live births by 2017.
- Reduce IMR from 36(2012) to 25/1000 by 2017.
- Reduce TFR^[3] from 2.7 (2012) to 2.1 by 2017.
- Prevention and reduction of anemia in women aged 15-49 yrs from 70.4% to 28% by 2017.
- Reduce annual incidence and mortality from tuberculosis by half compared to 1990.
- Reduce prevalence of leprosy to <1/1000 population in all the blocks.
- Reduce Annual Parasite (malaria) incidence from 2.93 to be <1/1000 population.
- Reduce the microfilaria prevalence to less than 1 per cent in all districts.
- Eliminate Kala-azar in the affected 4 districts of Jharkhand by 2017.
- Raising the sex ratio for age group 0-6 from 943 to 950 by 2016-17

| Healthcare units in Jharkhand | | | |
|-------------------------------|---|----------------------|-----------|
| Healthcare units | Required as on March 2015 (as per IPHS ^[4]) | Active in March 2015 | Shortfall |
| Sub-centers | 8813 | 3958 | 4855 |
| Primary Health Centers (PHC) | 1376 | 330 | 1046 |
| Community Health Centers | 344 | 188 | 156 |
| Sub-Divisional Hospitals | | 10 | |
| District Hospitals | 24 | 24 | |
| Mobile Medical Units | | 101 | |

Note: 1)IMR-Infant Mortality Rate (per 1000 live births) 2) MMR-Maternal Mortality Rate (per 100000 live births) 3)TFR-Total Fertility Rate (Birth/ woman) 4) Indian Public Health Standards

Success Stories in Jharkhand



Pathological Diagnostic Services

- Project Coverage: 24 District Hospitals and 3 Medical Colleges
- Operating Model: DBFOT
- Contract Period: 10 years
- Concessioner: SRL & Medal Healthcare JV

Radiological Diagnostic Services

- Project Coverage: 24 District Hospitals and 3 Medical Colleges
- Operating Model: DBFOT
- Contract Period 10 years
- Concessioner: Healthmap Diagnostic Pvt Ltd.



104-Health Information Help Lines

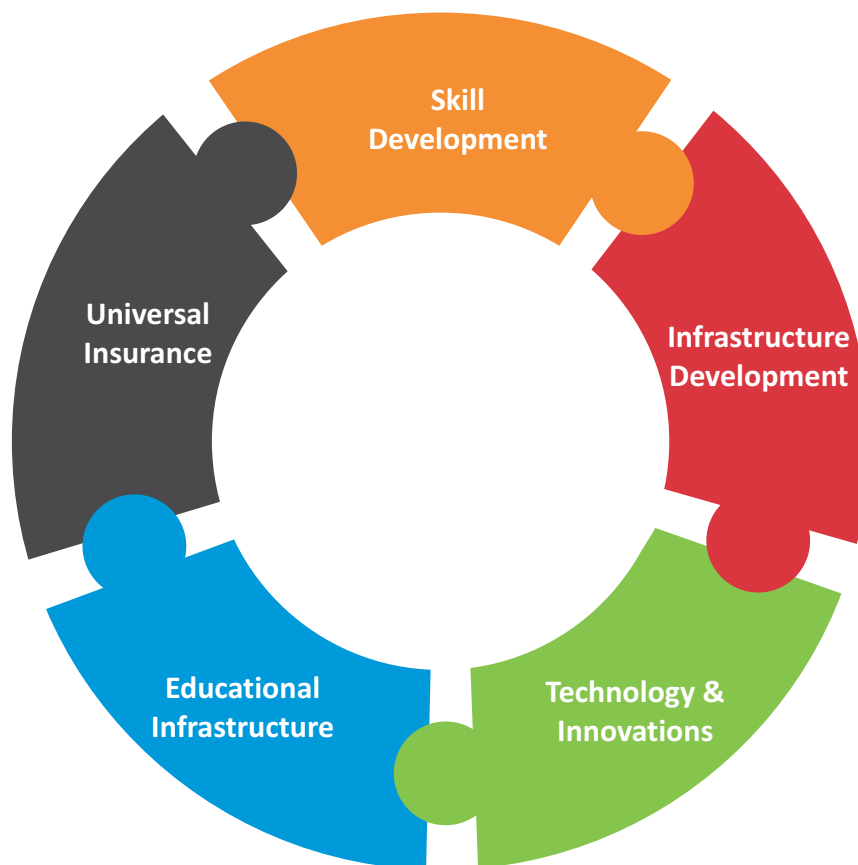
- Project Coverage: 24 Districts
- Operating Model: Service Contract
- Call Volume: 2500 Calls a day
- Service Provider: Piramal Swasthya Research Institute Hyderabad

108- Emergency Ambulance Services

- Project Coverage: 24 Districts
- Operating Model: Service Contract
- Service Provider: Ziqitza Health Care Ltd.



Healthcare Opportunity landscape in Jharkhand



Infrastructure Development:

To expand capacity and/or replace aging public facilities

Technology Innovations:

For improved information technology systems and Innovation like Smart Healthcare Solutions, IT tools

Educational Infrastructure :

To partner with Government in establishment of Medical, Nursing, Pharmacy Colleges, R&D facilities in Government Hospitals and Colleges

Universal Insurance:

3rd party Insurance coverage for all the BPL and Middle class families in the state.

Skill Development:

To harness private sector skills to improve processes and for better human resource management

Investment Opportunities in Jharkhand



Flagship Projects

Medico City at Itki in Ranchi:

- **Land Availability:** 100 Acres
- **Project Mix:** Medical College, Super-specialty Hospital, Nursing & Paramedical Institute, Diagnostic Center and Laboratories
- **Operating Model:** DBFOT

Super specialty Hospitals:

- Cancer Hospitals at Brambe, Ranchi
- State Neurology, Nephrology Center, Ranchi
- State Diabetes Care Center, Ranchi
- Setting up of Dialysis Centre at all Medical Colleges & District Hospitals
- Setting up of Central Bio Medical Waste Disposal Unit in Ranchi
- Establishing ICU facilities in District Hospitals
- State Urology and Nephrology Centre at Ranchi

- Setting up of Centralized Sterilization and Laundry System in all Divisional Hospitals
- Supply and Setting up of LLIN Manufacturing Plants
- Sanitary Napkin : Supply and Setting up of Manufacturing Plants

Medical Colleges

- New Medical College at Hazaribagh, Dumka, Karma, Bokaro, Chaibas and Palamu
- New Pharmacy Institute at Palamu

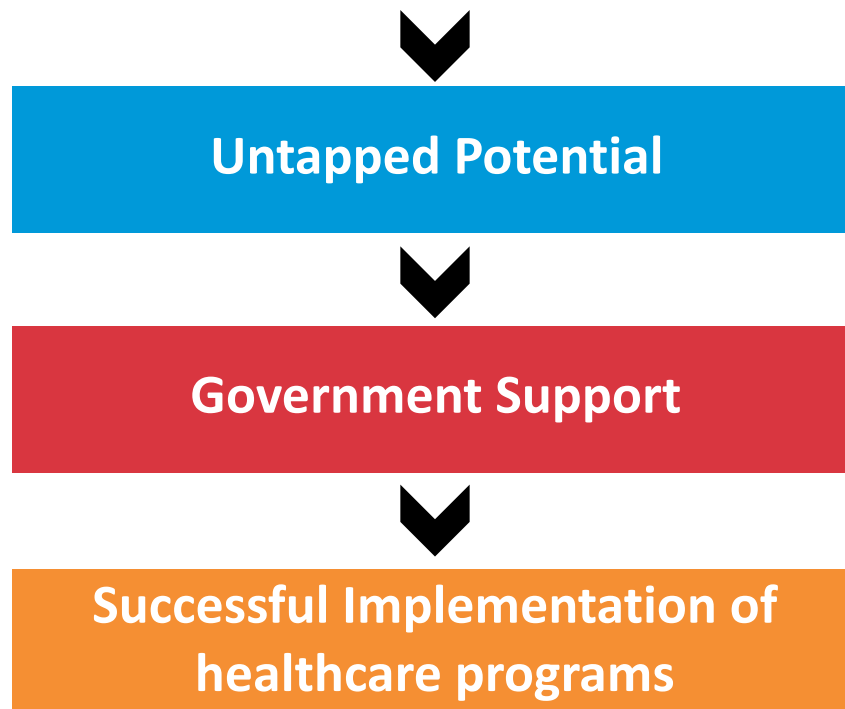
Others

- Supply and Setting up of Drugs & Consumables Manufacturing Plants
- Universal insurance scheme providing opportunities for insurance players

Policy Interventions

Fiscal Incentives for establishing Medical College

- 20 crores grant for setting up of Medical College with 50 seats
- 25 crores grant for setting up of Medical College with 100 seats
- 30 crores grant for setting up of Medical College with 150 seats
- Road and electricity up to 5 km from the main road to the project sites
- Reimbursement of Interest rate subsidy upto 6% for 5 years
- 50% of Incentive amount could be shown as Marginal money for banks
- Exemption of Registration fee on land purchase
- Dedicated feeder line upto 5 Kms at the cost of discom





www.advantage.jharkhand.gov.in
Helpline: 0651-6556666

Contact details

Mr. Sudhir Tripathi IAS
Addl. Chief Secretary,
Department of Health, Medical
Education and Family Welfare
Nepal House, Doranda, Ranchi
Phone: 0651-2491033
e-mail: hlthdept.fdi@gmail.com

www.momentumjharkhand.com

Follow us on



MomentumJharkhand2017



InvestJharkhand



MomentumJharkhand